

Mathematics CFA Template

Pre-Instruction

1. List the Standard. Underline the nouns (what students will know) and highlight the verbs (what student will do):

2.G.3 Partition circles and rectangles into two, three, or four equal shares. Describe the shares using the words halves, thirds, half of, third of, etc. and describe the whole as two halves, three thirds, and four fourths. Recognize that equal shares of identical wholes need not have the same shape.

- a) partitioning
- b) equal shares not same shape

2. Mathematical Practices

- #2 Reason Abstractly and quantitatively.
- #3 Construct viable arguments and critique reasoning of others.
- #6 Attend to precision.
- #8 Look for and express regularity in repeated reasoning.

3. I Can Statements – Put learning targets in student friendly terms.

- I can divide circles and rectangles into equal parts.
- I can describe equal parts as a part of a whole.
- I can recognize that equal shares of identical wholes do not have to be the same shape.

Depth of Knowledge of the standard (Highlight the Level of the Learning Target):

Level 1 Recall; Level 2 – Skill/Concept; Level 3 – Strategic Thinking; Level 4 – Extended Thinking

4. List the skills students need to know in order to begin this standard:

- *Vocabulary: partition, equal parts, wholes, fraction, halves, thirds, fourths, symmetry
- *use appropriate manipulatives (geoboards, fraction islands etc.)
- *Partition circles and rectangles into two and four equal shares (first grade)

5. What type of assessment am I going to write? [selected response (m/c, t/f, y/n, matching, fill in ___) or constructed response (short: word, phrase, sentence, single problem; extended: multi-step operations in math, problem solving)] List the assessment questions.

- 1) Give three circles or rectangles and have students divide them into halves, thirds, and fourths
- 2) Show two pictures of rectangles or circles that are divided into thirds, fourths, or halves. One is equal parts and one is unequal parts. Students choose the shape that has equal parts and explain why it is divided into fractional parts.
- 3) Give students three squares and have them partition it into fourths three different ways.

6. Scoring Guide

Exceeds Expectations: Completes all tasks correctly AND divides shape into other fractional parts

Proficient: Completes all tasks correctly

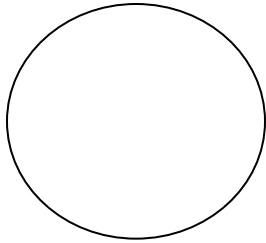
Approaching Proficiency: Completes two of the tasks correctly

Not Proficient: Completes less than two of the tasks correctly


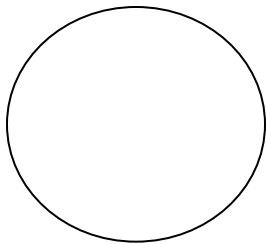
Name: _____

2.G.3 Constructed Response

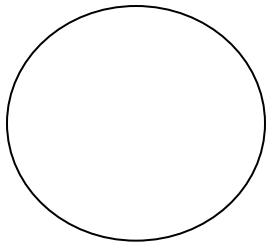
1. Divide the following objects into halves.



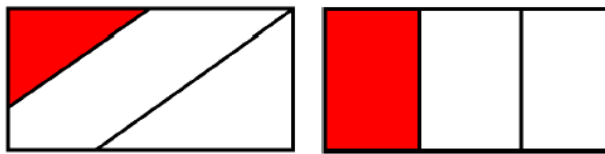
2. Divide the following objects into thirds.



3. Divide the following objects into fourths



4. Circle the shape below that is divided into equal thirds. Explain why this represents a fractional part.



5. Partition (divide) the following rectangles into fourths three different ways.

